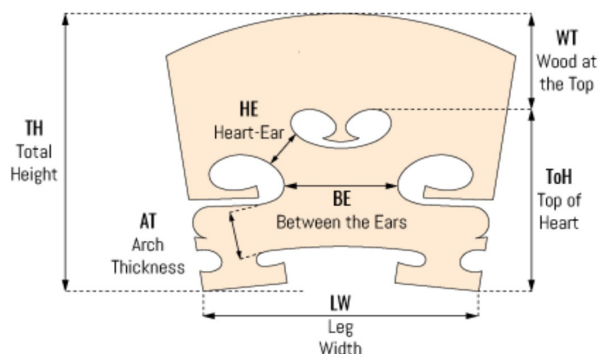


STANDARD DESPIAU BRIDGES

MEASUREMENTS TABLE

All measurements in millimetres

LEGENDA



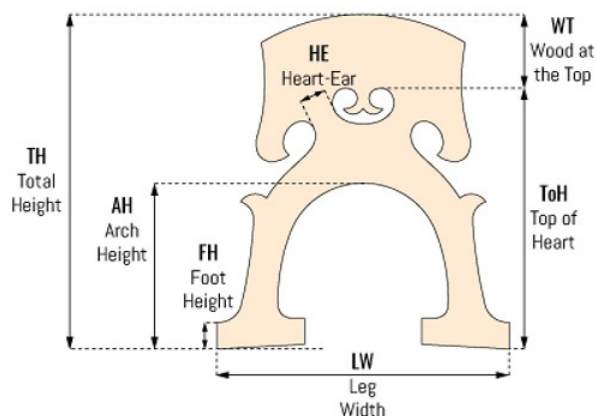
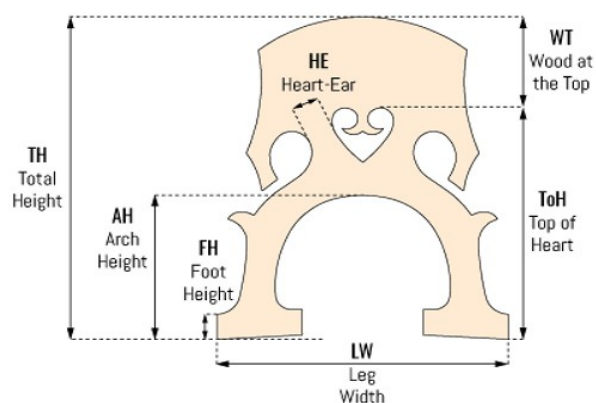
VIOLIN

MODEL	AT	ToH	WT	TH	BE	HE
	Arch Thickness	Top of Heart	Wood at the Top	Total Height	Between the Ears	Heart-Ear
V10	7,2	27,2	15,0	42,2	17,4	6,4
V11	6,7	27,0	15,0	42,0	17,0	6,0
V12	5,6	26,1	15,9	42,0	17,0	6,0
V13	6,4	27,1	14,9	42,0	17,1	5,7

VIOLA

MODEL	AT	ToH	WT	TH	BE	HE
	Arch Thickness	Top of Heart	Wood at the Top	Total Height	Between the Ears	Heart-Ear
A10	8,3	31,8	18,2	50,0	19,9	7,2
A11	8,5	32,8	17,2	50,0	19,8	7,0

LEGENDA



CELLO French

MODEL	ToH	WT	TH	HE	FH	AH
	Top of Heart	Wood at the Top	Total Height	Heart-Ear	Foot Height	Arch Height
C2	79,6	25,6	105,2	9,8	8,5	44,6
C8	78,4	23,8	102,2	9,5	8,5	48,0
C9	78,4	30,9	109,3	8,6	8,5	48,8

CELLO Belgian

MODEL	ToH	WT	TH	HE	FH	AH
	Top of Heart	Wood at the Top	Total Height	Heart-Ear	Foot Height	Arch Height
C11	84,1	22,7	106,8	7,4	8,5	53,0
C13	78,3	29,3	107,6	7,4	8,5	46,6
C15	84,2	22,6	106,8	8,9	8,5	52,9

DOUBLE BASS

MODEL	ToH	WT	TH	HE	FH	AH
	Top of Heart	Wood at the Top	Total Height	Heart-Ear	Foot Height	Arch Height
CT6	131,3	53,3	184,6	15,1	16,4	82,6
CT12	132,3	49,6	181,9	20,2	11,3	77,1